

**SHPP-10G-ER****10Gb/s SFP+ Transceiver****Hot Pluggable, Duplex LC, +3.3V, 1550nm EML/PIN, Single mode, 40km**

SHPP-10G-ER is a very compact 10Gb/s optical transceiver module for serial optical communication applications at 10Gb/s, inter-converting the 10Gb/s serial electrical data stream with the 10Gb/s optical signal. It complies with SFF-8431, SFF-8432 and IEEE 802.3ae 10GBASE-ER. It provides Digital diagnostics functions via a 2-wire serial interface as specified in SFF-8472. It features hot plug, easy upgrading and low EMI emission. The high-performance 1550nm cooled EML transmitter and high-sensitivity PIN receiver provide superior performance for Ethernet applications up to link length of 40km on single mode fiber.

**■ Features:**

- ◇ Supports 9.95 to 11.3Gb/s bit rates
- ◇ Hot-Pluggable
- ◇ Duplex LC connector
- ◇ 1550nm cooled EML transmitter, PIN photo-detector
- ◇ SMF links up to 40km
- ◇ 2-wire interface for management specifications compliant with SFF 8472 digital diagnostic monitoring interface
- ◇ Power Supply :+3.3V
- ◇ Power consumption<1.5W
- ◇ Commercial Temperature Range: 0~ 70°C
- ◇ Industrial Temperature Range: -40~ +85°C
- ◇ RoHS compliant

**■ Applications:**

- ◇ 10GBASE-ER/EW Ethernet
- ◇ SDH/SONET OC-192
- ◇ 10G Fibre channel

**■ Ordering Information:**

Part Number	Data Rate	Distance	Wavelength	Laser	Fiber	DDM	Connector	Temperature
SHPP-10G-ER	10Gb/s	40km	1550nm	EML/PIN	SM	Yes	Duplex LC	0~ 70°C
SHPP-10G-ER-I	10Gb/s	40km	1550nm	EML/PIN	SM	Yes	Duplex LC	-40~ +85°C

**SH LINK CO., LIMITED**

6/7F Yunfaqixiu Building, No.4 Meicun Road, Futian District, Shenzhen, 518000, China

Tel: +86-755-82891446, 83691556, 83100013, 83100029, 83224802, 23615613

Fax: +86-755-82891849

Email: [sales@shlinkco.com](mailto:sales@shlinkco.com)

Website: [www.buysfp.com](http://www.buysfp.com),

[www.shlinkco.com](http://www.shlinkco.com)

➤ **Absolute Maximum Ratings**

Parameter	Symbol	Min.	Typical	Max.	Unit
Storage Temperature	T <sub>S</sub>	-40		+85	°C
Case Operating Temperature	SHPP-10G-ER SHPP-10G-ER-I	T <sub>A</sub>	0	70	°C
			-40	+85	°C
Maximum Supply Voltage	V <sub>CC</sub>	-0.5		4	V
Relative Humidity	RH	0		85	%

➤ **Electrical Characteristics (TOP = 0 to 70 °C, VCC = 3.135 to 3.465 Volts)**

Parameter	Symbol	Min.	Typical	Max.	Unit	Note
Supply Voltage	V <sub>CC</sub>	3.135		3.465	V	
Supply Current	I <sub>CC</sub>			400	mA	
Power Consumption	P			1.5	W	
<b>Transmitter Section:</b>						
Input differential impedance	R <sub>in</sub>		100		Ω	1
Tx Input Single Ended DC Voltage Tolerance (Ref V <sub>eeT</sub> )	V	-0.3		4	V	
Differential input voltage swing	V <sub>in,pp</sub>	180		700	mV	2
Transmit Disable Voltage	V <sub>D</sub>	2		V <sub>CC</sub>	V	3
Transmit Enable Voltage	V <sub>EN</sub>	V <sub>ee</sub>		V <sub>ee</sub> +0.8	V	
<b>Receiver Section:</b>						
Single Ended Output Voltage Tolerance	V	-0.3		4	V	
Rx Output Diff Voltage	V <sub>o</sub>	300		850	mV	
Rx Output Rise and Fall Time	Tr/Tf	30			ps	4
LOS Fault	V <sub>LOS fault</sub>	2		V <sub>CCHOST</sub>	V	5
LOS Normal	V <sub>LOS norm</sub>	V <sub>ee</sub>		V <sub>ee</sub> +0.8	V	5

Notes: 1. Connected directly to TX data input pins. AC coupling from pins into laser driver IC.  
 2. Per SFF-8431 Rev 3.0  
 3. Into 100 ohms differential termination  
 4. 20%~80%  
 5. LOS is an open collector output. Should be pulled up with 4.7k – 10kΩ on the host board. Normal operation is logic 0; loss of signal is logic 1. Maximum pull-up voltage is 5.5V.

➤ **Optical Parameters (T<sub>OP</sub> = 0 to 70°C, VCC = 3.135 to 3.465 Volts)**

Parameter	Symbol	Min.	Typical	Max.	Unit	Note
<b>Transmitter Section:</b>						
Center Wavelength	λ <sub>t</sub>	1530	1550	1565	nm	
spectral width	Δλ			0.3	nm	
Average Optical Power	P <sub>avg</sub>	-1		+4	dBm	1
Optical Power OMA	P <sub>oma</sub>	-2.1			dBm	
Laser Off Power	P <sub>off</sub>			-30	dBm	
Extinction Ratio	ER	6			dB	
Transmitter Dispersion Penalty	TDP			3.0	dB	2
Relative Intensity Noise	Rin			-128	dB/Hz	3
Optical Return Loss Tolerance		20			dB	

**SH LINK CO., LIMITED**

6/7F Yunfaqixiu Building, No.4 Meicun Road, Futian District, Shenzhen, 518000, China  
 Tel: +86-755-82891446, 83691556, 83100013, 83100029, 83224802, 23615613  
 Fax: +86-755-82891849      Email: [sales@shlinkco.com](mailto:sales@shlinkco.com)  
 Website: [www.buysfp.com](http://www.buysfp.com),      [www.shlinkco.com](http://www.shlinkco.com)

Receiver Section:						
Center Wavelength	$\lambda_r$	1260		1600	nm	
Receiver Sensitivity	Sen			-16	dBm	4
Stressed Sensitivity (OMA)	Sen <sub>ST</sub>			-14	dBm	4
Los Assert	LOS <sub>A</sub>	-27		-	dBm	
Los Dessert	LOS <sub>D</sub>			-17	dBm	
Los Hysteresis	LOS <sub>H</sub>	0.5			dB	
Overload	Sat	0			dBm	5
Receiver Reflectance	Rrx			-26	dB	

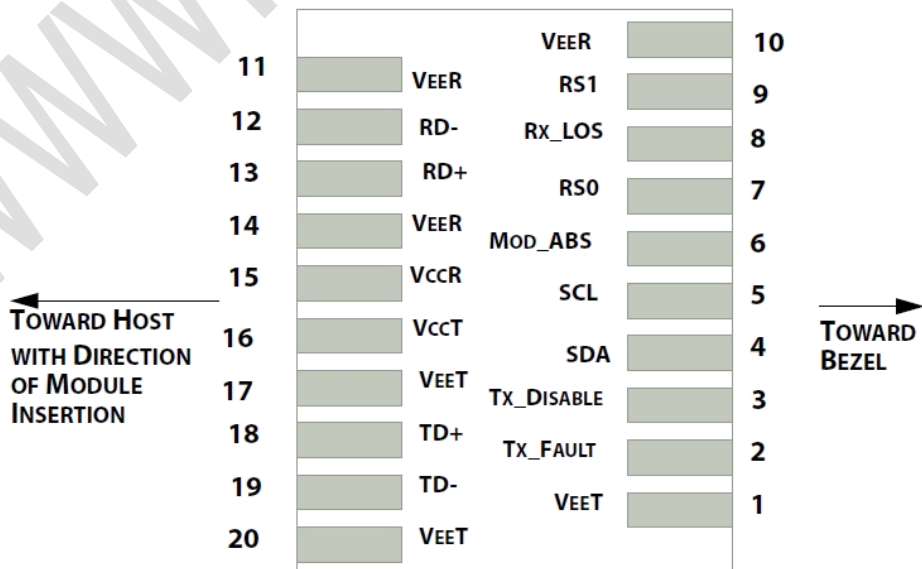
- Notes:
1. Average power figures are informative only, per IEEE802.3ae.
  2. TWDP figure requires the host board to be SFF-8431compliant. TWDP is calculated using the Matlab code provided in clause 68.6.6.2 of IEEE802.3ae.
  3. 12dB reflection.
  4. Conditions of stressed receiver tests per IEEE802.3ae. CSRS testing requires the host board to be SFF-8431 compliant.
  5. Receiver overload specified in OMA and under the worst comprehensive stressed condition.

➤ **Timing Characteristics**

Parameter	Symbol	Min.	Typical	Max.	Unit
TX_Disable Assert Time	t <sub>off</sub>			10	us
TX_Disable Negate Time	t <sub>on</sub>			1	ms
Time to Initialize Include Reset of TX_FAULT	t <sub>int</sub>			300	ms
TX_FAULT from Fault to Assertion	t <sub>fault</sub>			100	us
TX_Disable Time to Start Reset	t <sub>reset</sub>	10			us
Receiver Loss of Signal Assert Time	T <sub>A,RX_LOS</sub>			100	us
Receiver Loss of Signal Deassert Time	T <sub>d,RX_LOS</sub>			100	us
Rate-Select Chage Time	t <sub>ratesel</sub>			10	us
Serial ID Clock Time	t <sub>serial-clock</sub>			100	kHz

➤ **Pin Assignment**

Diagram of Host Board Connector Block Pin Numbers and Name



**SH LINK CO., LIMITED**

6/7F Yunfaqixiu Building, No.4 Meicun Road, Futian District, Shenzhen, 518000, China  
 Tel: +86-755-82891446, 83691556, 83100013, 83100029, 83224802, 23615613  
 Fax: +86-755-82891849 Email: [sales@shlinkco.com](mailto:sales@shlinkco.com)  
 Website: [www.buysfp.com](http://www.buysfp.com), [www.shlinkco.com](http://www.shlinkco.com)

### ➤ Pin Function Definitions

PIN	Name	Function	Notes
1	VeeT	Module transmitter ground	1
2	Tx Fault	Module transmitter fault	2
3	Tx Disable	Transmitter Disable; Turns off transmitter laser output	3
4	SDL	2 wire serial interface data input/output (SDA)	
5	SCL	2 wire serial interface clock input (SCL)	
6	MOD-ABS	Module Absent, connect to VeeR or VeeT in the module	2
7	RS0	Rate select0, optionally control SFP+ receiver. When high, input data rate >4.5Gb/s; when low, input data rate <=4.5Gb/s	
8	LOS	Receiver Loss of Signal Indication	4
9	RS1	Rate select0, optionally control SFP+ transmitter. When high, input data rate >4.5Gb/s; when low, input data rate <=4.5Gb/s	
10	VeeR	Module receiver ground	1
11	VeeR	Module receiver ground	1
12	RD-	Receiver inverted data out put	
13	RD+	Receiver non-inverted data out put	
14	VeeR	Module receiver ground	1
15	VccR	Module receiver 3.3V supply	
16	VccT	Module transmitter 3.3V supply	
17	VeeT	Module transmitter ground	1
18	TD+	Transmitter inverted data out put	
19	TD-	Transmitter non-inverted data out put	
20	VeeT	Module transmitter ground	1

- Note:
1. The module ground pins shall be isolated from the module case.
  2. This pin is an open collector/drain output pin and shall be pulled up with 4.7K-10Kohms to Host\_Vcc on the host board.
  3. This pin shall be pulled up with 4.7K-10Kohms to VccT in the module.
  4. This pin is an open collector/drain output pin and shall be pulled up with 4.7K-10Kohms to Host\_Vcc on the host board.

### ➤ SFP Module EEPROM Information and Management

The SFP modules implement the 2-wire serial communication protocol as defined in the SFP -8472. The serial ID information of the SFP modules and Digital Diagnostic Monitor parameters can be accessed through the I<sup>2</sup>C interface at address A0h and A2h. The memory is mapped in Table 1. Detailed ID information (A0h) is listed in Table 2, and the DDM specification at address A2h. For more details of the memory map and byte definitions, please refer to the SFF-8472, "Digital Diagnostic Monitoring Interface for Optical Transceivers". The DDM parameters have been internally calibrated.

#### SH LINK CO., LIMITED

6/7F Yunfaixiu Building, No.4 Meicun Road, Futian District, Shenzhen, 518000, China

Tel: +86-755-82891446, 83691556, 83100013, 83100029, 83224802, 23615613

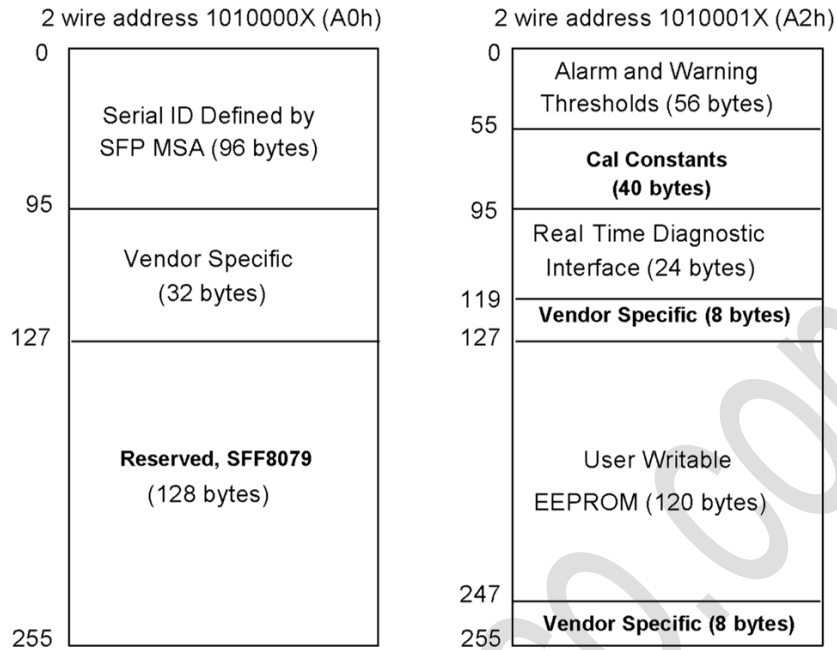
Fax: +86-755-82891849

Email: [sales@shlinkco.com](mailto:sales@shlinkco.com)

Website: [www.buysfp.com](http://www.buysfp.com),

[www.shlinkco.com](http://www.shlinkco.com)

**Table 1.** Digital Diagnostic Memory Map (Specific Data Field Descriptions)



**Table 2 - EEPROM Serial ID Memory Contents (A0h)**

Data Address	Length (Byte)	Name of Length	Description and Contents
Base ID Fields			
0	1	Identifier	Type of Serial transceiver (03h=SFP)
1	1	Reserved	Extended identifier of type serial transceiver (04h)
2	1	Connector	Code of optical connector type (07=LC)
3-10	8	Transceiver	10G Base-ER
11	1	Encoding	64B/66B
12	1	BR, Nominal	Nominal baud rate, unit of 100Mbps
13-14	2	Reserved	(0000h)
15	1	Length(9um)	Link length supported for 9/125um fiber, units of 100m
16	1	Length(50um)	Link length supported for 50/125um fiber, units of 10m
17	1	Length(62.5um)	Link length supported for 62.5/125um fiber, units of 10m
18	1	Length(Copper)	Link length supported for copper, units of meters
19	1	Reserved	
20-35	16	Vendor Name	SFP vendor name: SH Link
36	1	Reserved	
37-39	3	Vendor OUI	SFP transceiver vendor OUI ID
40-55	16	Vendor PN	Part Number: "SHPP-10G-ER" (ASCII)
56-59	4	Vendor rev	Revision level for part number
60-62	3	Reserved	
63	1	CCID	Least significant byte of sum of data in address 0-62

**SH LINK CO., LIMITED**

6/7F Yunfaqixiu Building, No.4 Meicun Road, Futian District, Shenzhen, 518000, China  
 Tel: +86-755-82891446, 83691556, 83100013, 83100029, 83224802, 23615613  
 Fax: +86-755-82891849      Email: [sales@shlinkco.com](mailto:sales@shlinkco.com)  
 Website: [www.buysfp.com](http://www.buysfp.com), [www.shlinkco.com](http://www.shlinkco.com)

Extended ID Fields			
64-65	2	Option	Indicates which optical SFP signals are implemented (001Ah = LOS, TX_FAULT, TX_DISABLE all supported)
66	1	BR, max	Upper bit rate margin, units of %
67	1	BR, min	Lower bit rate margin, units of %
68-83	16	Vendor SN	Serial number (ASCII)
84-91	8	Date code	SH's Manufacturing date code
92-94	3	Reserved	
95	1	CCEX	Check code for the extended ID Fields (addresses 64 to 94)
Vendor Specific ID Fields			
96-127	32	Readable	SH specific date, read only
128-255	128	Reserved	Reserved for SFF-8079

➤ **Digital Diagnostic Monitor Characteristics**

Data Address	Parameter	Accuracy	Unit
96-97	Transceiver Internal Temperature	±3.0	°C
100-101	Laser Bias Current	±10	%
100-101	Tx Output Power	±3.0	dBm
100-101	Rx Input Power	±3.0	dBm
100-101	VCC3 Internal Supply Voltage	±3.0	%

➤ **Regulatory Compliance**

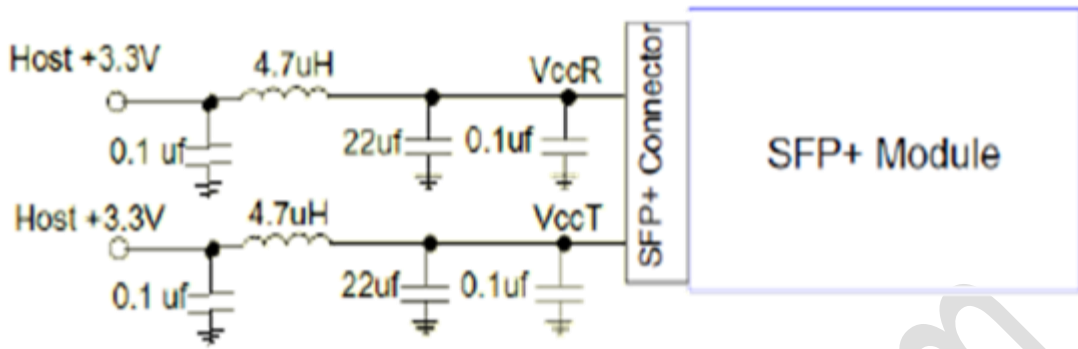
The SHPP-10G-ER complies with international Electromagnetic Compatibility (EMC) and international safety requirements and standards (see details in Table following).

Electrostatic Discharge (ESD) to the Electrical Pins	MIL-STD-883E Method 3015.7	Class 1(>1000 V)
Electrostatic Discharge (ESD) to the Duplex LC Receptacle	IEC 61000-4-2 GR-1089-CORE	Compatible with standards
Electromagnetic Interference (EMI)	FCC Part 15 Class B EN55022 Class B (CISPR 22B) VCCI Class B	Compatible with standards
Laser Eye Safety	FDA 21CFR 1040.10 and 1040.11 EN60950, EN (IEC) 60825-1,2	Compatible with Class 1 laser product.

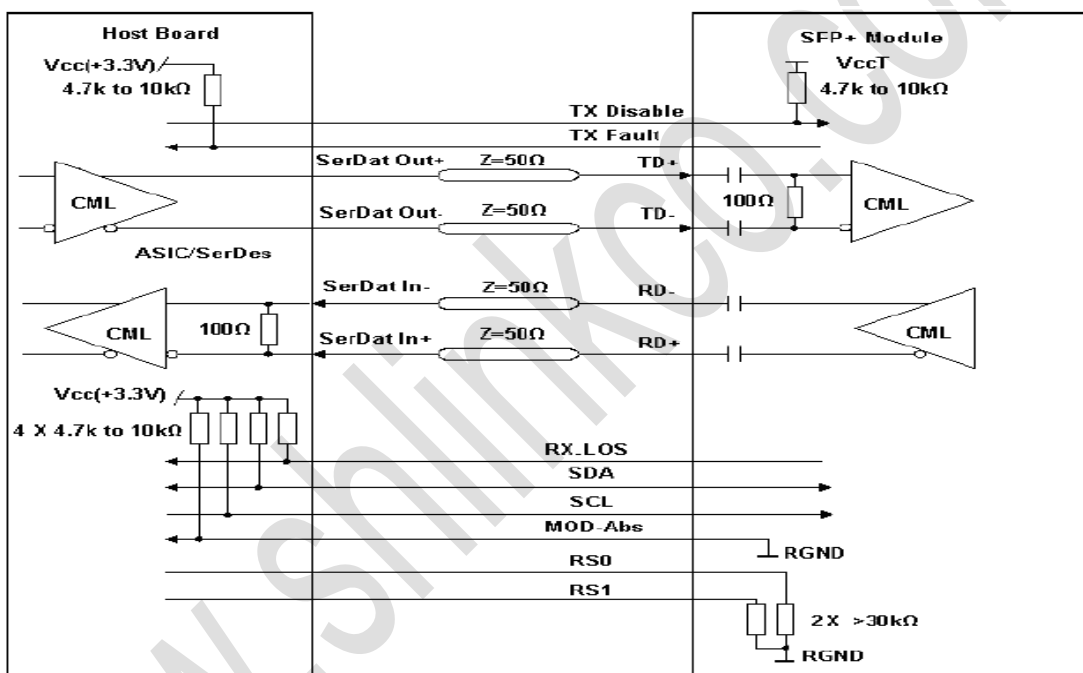
**SH LINK CO., LIMITED**

6/7F Yunfaqixiu Building, No.4 Meicun Road, Futian District, Shenzhen, 518000, China  
 Tel: +86-755-82891446, 83691556, 83100013, 83100029, 83224802, 23615613  
 Fax: +86-755-82891849      Email: [sales@shlinkco.com](mailto:sales@shlinkco.com)  
 Website: [www.buysfp.com](http://www.buysfp.com),      [www.shlinkco.com](http://www.shlinkco.com)

➤ Recommended Circuit

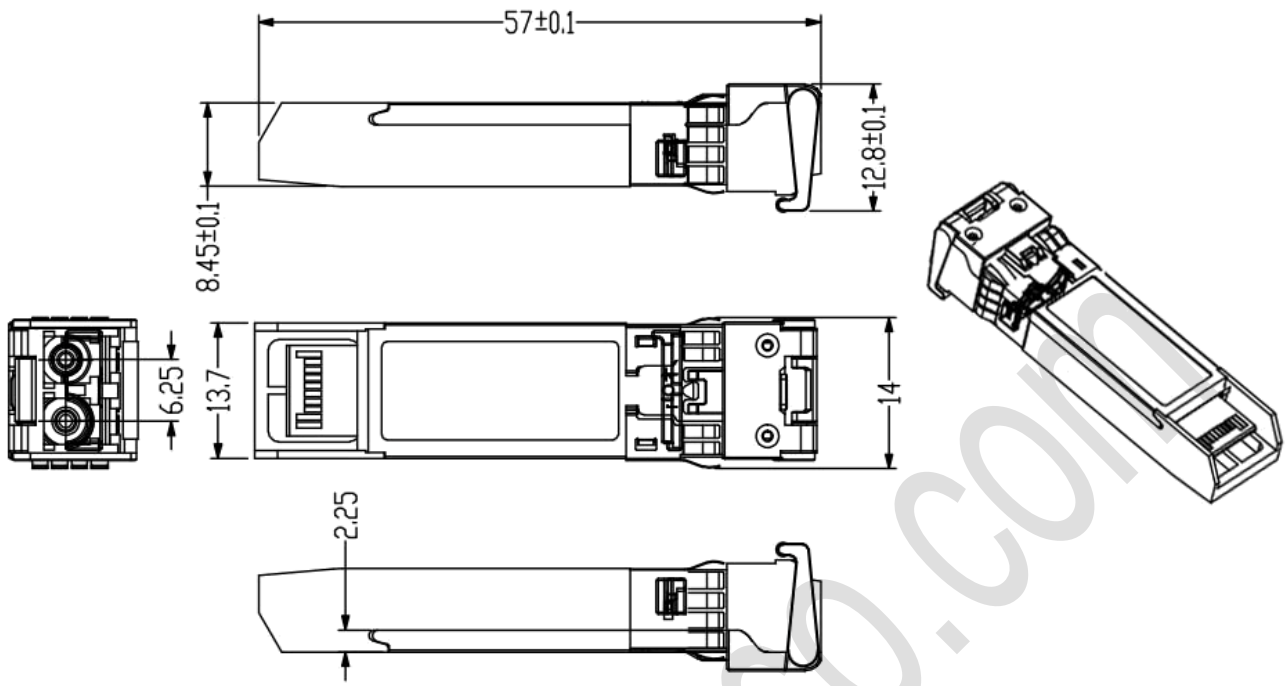


Recommended Host Board Power Supply Circuit



Recommended High-speed Interface Circuit

➤ Mechanical Dimensions



**SH LINK CO., LIMITED**

6/7F Yunfaqixiu Building, No.4 Meicun Road, Futian District, Shenzhen, 518000, China  
 Tel: +86-755-82891446, 83691556, 83100013, 83100029, 83224802, 23615613  
 Fax: +86-755-82891849      Email: [sales@shlinkco.com](mailto:sales@shlinkco.com)  
 Website: [www.buysfp.com](http://www.buysfp.com),      [www.shlinkco.com](http://www.shlinkco.com)